



District Report Card: 2017


State: Jammu And Kashmir	District: Udhampur
Class: 5	Subject: Language
Schools: 61	Students: 519


Participation/Coverage


Students

<div>GENDER</div> <div></div>	Boys		Girls	
	Number	%	Number	%
	263	50.67	256	49.33

<div>AREA</div> <div></div>	Rural		Urban	
	Number	%	Number	%
	474	91.33	45	8.67

<div>CATEGORY</div> <div></div>	SC		ST		OBC		GEN	
	Number	%	Number	%	Number	%	Number	%
	219	42.20	60	11.56	21	4.05	219	42.20

<div>CWSN</div> <div></div>	LD	VI	HI	S&LD	ID	Oth
	1	0	2	13	1	4

<div>Management</div> <div></div>	Government		Government-aided	
	Number	%	Number	%
	519	100.00	0	0.00

Average Performance of Students in Language (%)

Overall	Gender		Area		Management		Social Group			
	Male	Female	Rural	Urban	Govt.	Aided	SC	ST	OBC	GEN
45.19	45.58	44.79	45.71	39.70	45.19	0.00	45.21	43.22	40.00	46.21

Performance on Learning Outcomes (LOs)

Learning Outcomes	Description	Average Performance(%)
L504	Reads and comprehends independently storybooks, news items/ headlines, advertisements etc.	42.74
L508	Reads text with comprehension, locates details and sequence of events	46.42

Range of Performance of Students who Answered Correctly							
Below 30%		30% - 50%		50% - 75%		Above 75%	
Number	%	Number	%	Number	%	Number	%
139	26.78	158	30.44	178	34.30	44	8.48

Lowest Performing Learning Outcomes (LOs)

- 1 - Reads and comprehends independently storybooks, news items/ headlines, advertisements etc. (42.74)
- 2 - Reads text with comprehension, locates details and sequence of events (46.42)